

Charmbe®



FACE VISOR

MODEL NO: SV2

PART NO: 8133810

USER INSTRUCTIONS

CE

ORIGINAL INSTRUCTIONS

GC0520 ISS2

INTRODUCTION

Thank you for purchasing this CLARKE Face Visor.

Before attempting to use this product, please read this manual thoroughly and follow the instructions carefully. In doing so you will ensure the safety of yourself and that of others around you, and you can look forward to your purchase giving you long and satisfactory service.

GUARANTEE

This product is guaranteed against faulty manufacture for a period of 12 months from the date of purchase. Please keep your receipt which will be required as proof of purchase.

This guarantee is invalid if the product is found to have been abused or tampered with in any way, or not used for the purpose for which it was intended.

Faulty goods should be returned to their place of purchase, no product can be returned to us without prior permission. This guarantee does not effect your statutory rights.

SAFETY PRECAUTIONS

- This face visor is designed for face and eye protection against high-speed particles of low energy impact. The visor is designed to be lightweight and comfortable to wear but is not unbreakable.
- The protective lens in this visor is breakable and will not protect against heavy impact hazards.
- This visor is not suitable for welding, laser cutting or grinding.
- Use this face visor for face and eye protection against low energy impact and splashing liquids.
- The visor will not provide protection against fine dust, gas, ultra violet or infra red radiation, ionising radiation, liquids under pressure or other severe hazards.
- Inspect the visor frequently as a pitted or scratched visor reduces vision and therefore should be replaced immediately.
- Do not use if any part of the visor is cracked or broken.
- Never place this product on a hot surface.
- When necessary, use identical replacement parts. This will ensure that the safety of the product is maintained.

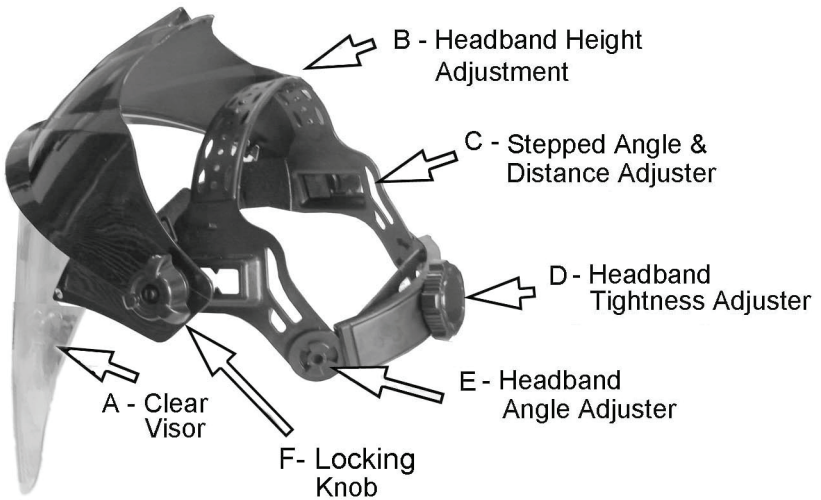
MATERIALS DECLARATION

No parts of the visor are made of materials that are known to cause skin irritation. However, materials that come into contact with the skin can cause allergic reactions to certain susceptible individuals.

COMPLIANCE

This product complies with European Standard EN166:2001 and with PPE Directive 89/686/EEC REACH (PAH for skin contact parts)

COMPONENT PARTS

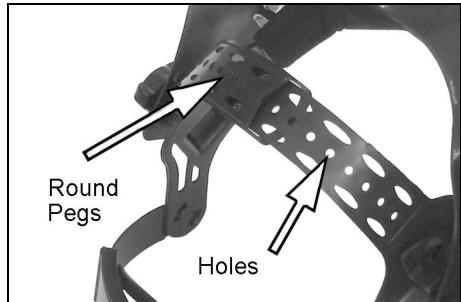


ADJUSTMENTS

The face visor has three adjustment points for comfort and utility. All items are shown on page 3.

HEIGHT ADJUSTMENT (B)

1. Separate the two headband halves.
 - Increase the overlap to reduce the height.
 - Decrease the overlap to increase the height.

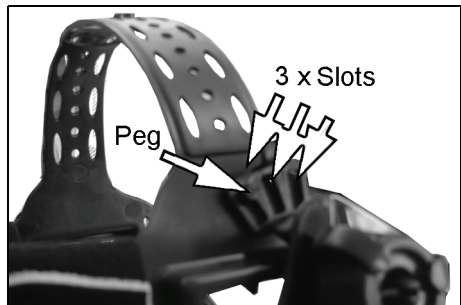


ANGLE AND DISTANCE ADJUSTMENT (C)

1. Loosen the locking knobs on either side.

ANGLE


2. Reposition one of the inner tab's three slots onto the headband's peg.
3. Choose the same slot on the other side.
 - The face visor's angle will rise or lower, based on which slot is chosen.



DISTANCE

The square end on the back of the locking knob fits into the internal track as shown.

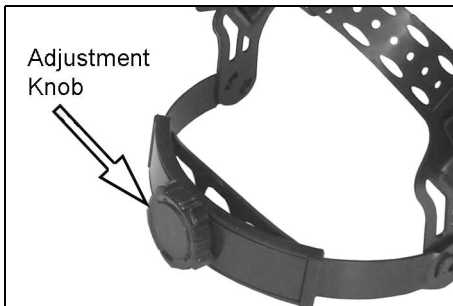
1. Push the square end backward to move the visor closer to your face.
2. Push the square end forward to move the visor further away.



TIGHTNESS ADJUSTMENT (D)

Set the headband diameter with the adjustment knob.

- Twist clockwise to tighten and counterclockwise to loosen.



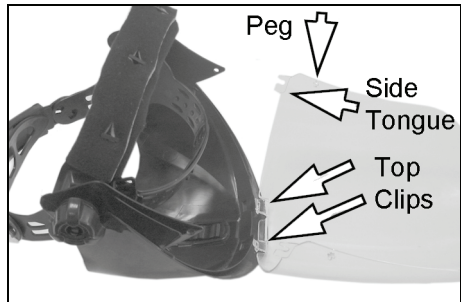
PRODUCT CARE

- Damaged components must be replaced immediately to avoid risk of eye and face injuries. A cracked, pitted or scratched visor will reduce vision and seriously reduce the level of protection and must be replaced.
- The visor can be wiped with soapy water or a household window cleaning product when dirty. Apply the cleaner with a clean cloth or paper towel.
- Do not use solvents. Never use tools or other sharp objects to remove material from the visor.
- Store the visor in it's box or similar safe place.
- The ideal storage is at room temperature, i.e.23°C and 55% relative humidity.
- The product has a working life of at least 2 years under appropriate conditions.

REPLACING THE VISOR

The visor can be removed for replacement.

1. Free the visor by pinching the side pegs out of the frame.
2. Pull the visor away from the frame, disengaging the top clips and side tongues from the frame.
3. Re-fit the new visor in the same way.



DECLARATION OF CONFORMITY



Clarke[®]
INTERNATIONAL

Hennall Street, Epping, Essex CM16 4LG

DECLARATION OF CONFORMITY

This is an important document and should be retained.

Product Description: Safety Visor
Model number(s): SV2
Serial / batch Number: N/A
Date of Issue: 20/05/2020
Certificate Number: C6265GX/RO
Notified Body: NB 0196
DIN CERTCO Gesellschaft für
Konformitätsbewertung mbH
Alboinstrabe 56
12103 BERLIN
GERMANY

We hereby declare that this product(s) complies with the following directive(s):

(EU) 2016/425 Personal Protective Equipment Regulation.


The following standards have been applied to the product(s):

EN 166:2002-04.

The technical documentation required to demonstrate that the product(s) meet(s) the requirement(s) of the aforementioned directive(s) has been compiled and is available for inspection by the relevant enforcement authorities.

The CE mark was first applied in: 2016

Signed:



J.A. Clarke
Director

A SELECTION FROM THE VAST RANGE OF

Clarke®

QUALITY PRODUCTS



AIR COMPRESSORS
From DIY to industrial, Plus air tools, spray guns and accessories.

GENERATORS
Prime duty or emergency standby for business, home and leisure.

POWER WASHERS
Hot and cold, electric and engine driven - we have what you need

WELDERS
Mig, Arc, Tig and Spot.
From DIY to auto/industrial.

METALWORKING
Drills, grinders and saws for DIY and professional use.

WOODWORKING
Saws, sanders, lathes, mortisers and dust extraction.

HYDRAULICS
Cranes, body repair kits, transmission jacks for all types of workshop use.

WATER PUMPS
Submersible, electric and engine driven for DIY, agriculture and industry.

POWER TOOLS
Angle grinders, cordless drill sets, saws and sanders.

STARTERS/CHARGERS
All sizes for car and commercial use.



PARTS & SERVICE: 0208 988 7400

Parts Enquiries
Parts@clarkeinternational.com

Servicing & Technical Enquiries
Service@clarkeinternational.com

SALES: UK 01992 565333 or Export 00 44 (0)1992 565335

Clarke INTERNATIONAL Hemnall Street, Epping, Essex CM16 4LG
www.clarkeinternational.com